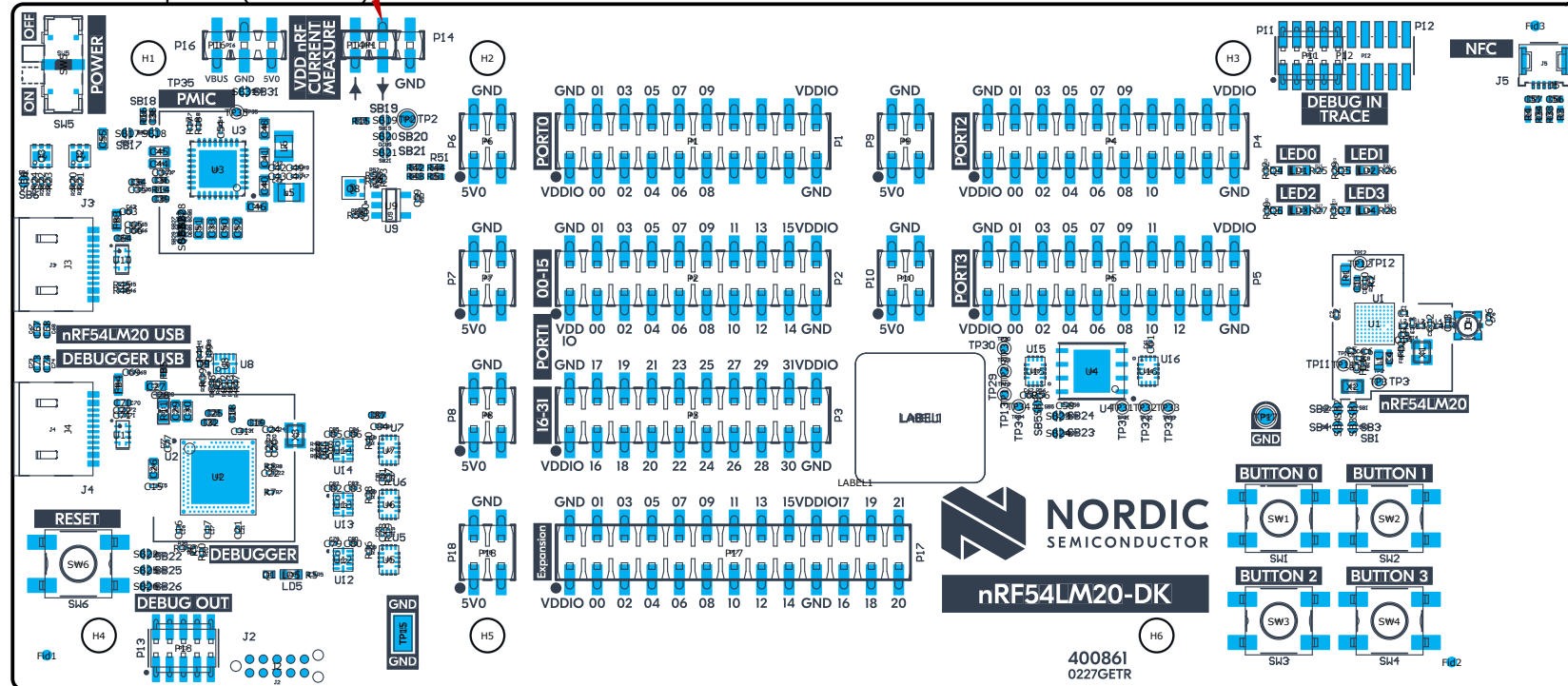


View from Top side (Scale 3:2)



Notes:

- ① Shunt Jumper

Title nRF54LM20-PDK		
PCA Project: PCA10184	Rev: 0.3.3	Size: A4
PCB Number: 400861	Rev: 0227GETR	Unit: mm
Date: 12.06.2025		
File: pca10184_assembly.PCBDwf		



Sheet 1 of 4

CONFIDENTIAL


Drawn By: GETR

SEEGGER
J-Link V11 Technology
www.segger.com

Pin Configuration Table:


GPIO	FUNCTION	HW
P1.01	NFC1	
P1.02	NFC2	
P0.06	TXD0	
P0.07	RXD0	
P0.08	RTS0	
P0.09	CTS0	
P1.16	TXDI	
P1.17	RXDI	
P1.18	RTSI	
P1.19	CTSI	
P1.22	LED 0	
P1.25	LED 1	
P1.27	LED 2	
P1.28	LED 3	
P1.26	Button 0	
P1.09	Button 1	
P1.08	Button 2	
P0.05	Button 3	
SWDIO		
SWDCLK		
NRESET		

GPIO	FUNCTION	HW
PI.01	NFC1	
PI.02	NFC2	
P0.06	TXD0	
P0.07	RXD0	
P0.08	RTS0	
P0.09	CTS0	
PI.16	TXD1	
PI.17	RXD1	
PI.18	RTS1	
PI.19	CTS1	

Title nRF54LM20-PDK			
PCA Project: PCA10184	Rev: 0.3.3	Size: A4	
PCB Number: 400861	Rev: 0227GETR	Unit: mm	
Date: 12.06.2025			Sheet 2 of 4
File: pca10184_assembly.PCBdwf			Drawn By: GETR

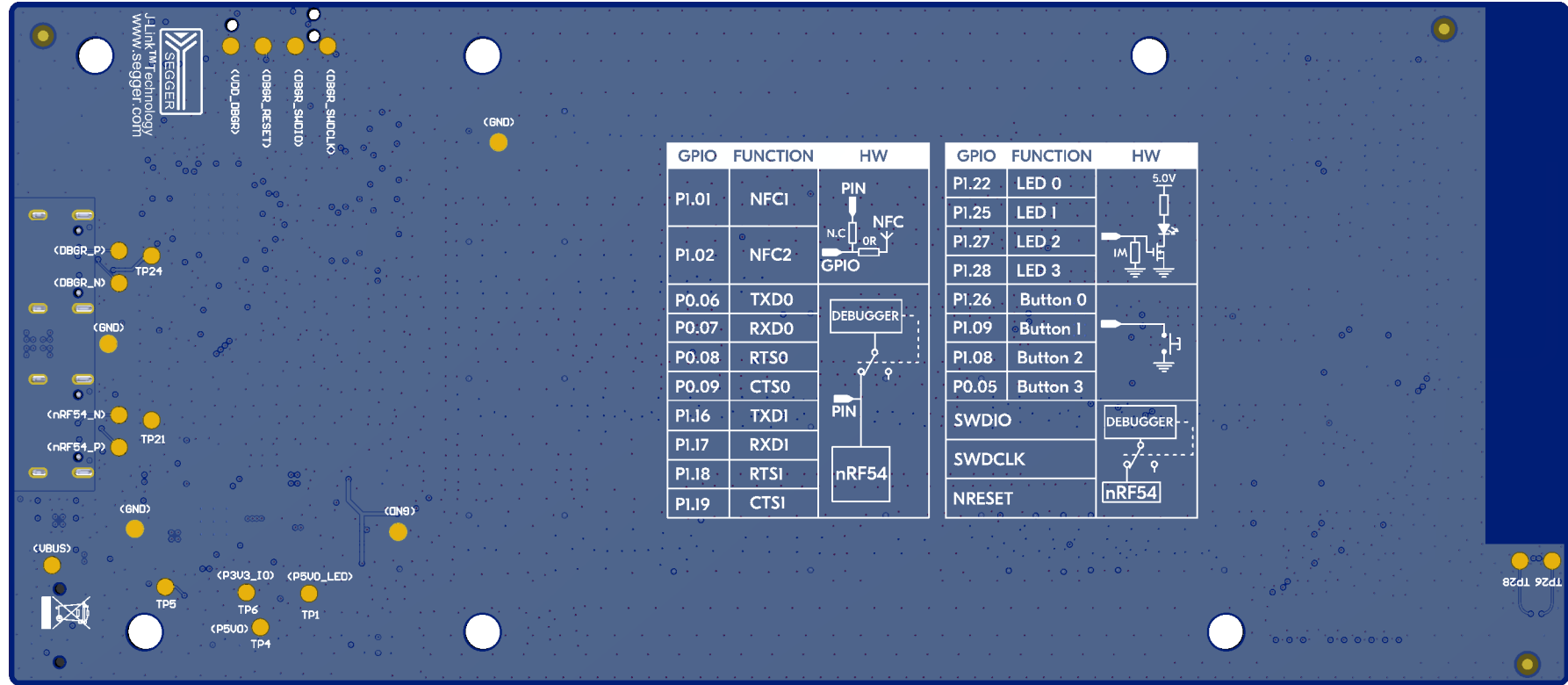


Realistic Top View



Title nRF54LM20-PDK				
PCA Project: PCA10184	Rev: 0.3.3	Size: A4		
PCB Number: 400861	Rev: 0227GETR	Unit: mm		
Date: 12.06.2025			Sheet 3 of 4	CONFIDENTIAL
File: pca10184_assembly.PCBDwf			Drawn By: GETR	

Realistic Bottom View



Title nRF54LM20-PDK				
PCA Project: PCA10184	Rev: 0.3.3	Size: A4		
PCB Number: 400861	Rev: 0227GETR	Unit: mm		
Date: 12.06.2025			Sheet 4 of 4	CONFIDENTIAL
File: pca10184_assembly.PCBDwf			Drawn By: GETR	